

MCZ SERIES MCZ O 230VAC

Weidmüller Interface GmbH & Co. KG

Klingenbergstraße 26


D-32758 Detmold

Germany

Fon: +49 5231 14-0

Fax: +49 5231 14-292083

www.weidmueller.com



Similar to illustration

The MCZ O optos, with a width of only 6 mm, are the thinnest in their class.

They are distinguished by the following features:

- Tension clamp connection
- Integrated cross-connection in input/output
Clampable conductor cross-section is 0.5 to 1.5 mm².

General ordering data

Type	MCZ O 230VAC
Order No.	8421380000
Version	MCZ SERIES, solid-state relais, 1 NO contact (Transistor), Rated control voltage: 230 V AC +5 % / -15 % , Rated switching voltage: 5...48 V DC, Continuous current: 20 mA, Tension-clamp connection
GTIN (EAN)	4032248006052
Qty.	10 pc(s).

Creation date July 7, 2020 1:24:32 PM CEST

Catalogue status 26.06.2020 / We reserve the right to make technical changes.

MCZ SERIES
MCZ O 230VAC

Weidmüller Interface GmbH & Co. KG
 Klingenbergstraße 26
 D-32758 Detmold
 Germany
 Fon: +49 5231 14-0
 Fax: +49 5231 14-292083
 www.weidmueller.com

Technical data
Dimensions and weights

Width	6.1 mm	Width (inches)	0.24 inch
Height	91 mm	Height (inches)	3.583 inch
Depth	63.2 mm	Depth (inches)	2.488 inch
Net weight	24 g		

Temperatures

Humidity	40 °C / 93 % rel. humidity, no condensation	Operating temperature, max.	40 °C
Operating temperature, min.	-25 °C	Storage temperature, max.	60 °C
Storage temperature, min.	-40 °C	Operating temperature	-25 °C...40 °C
Storage temperature	-40 °C...60 °C		

Probability of failure

MTTF	2,135 Years
------	-------------

Environmental Product Compliance

REACH SVHC	Lead 7439-92-1
------------	----------------

Rated data UL

Certificate No. (cURus)	E141197
-------------------------	---------

Control side

Rated control voltage	230 V AC +5 % / -15 %	Nominal control current	10 mA AC ±20 %
Power rating	2.3 VA	Cut-in / dropout voltage	175 V / 125 V AC
Status indicator	Green LED	Protective circuit	Rectifier

Load side

Rated switching voltage	5...48 V DC	Continuous current	20 mA
Pulse load, max. current	< 150 mA / 10 ms	Switch-on delay	≤ 30 ms
Switch-off delay	≤ 40 ms	Voltage drop at max. load	1.6 V
Leakage current	≤ 1 mA	Short-circuit-proof	No
Protective circuit, load side	Free-wheeling diode	max. switching frequency (AC control voltage)	5 Hz

Contact data

Contact type	1 NO contact (Transistor)
--------------	---------------------------

General data

Rail	TS 35	Colour	beige
UL 94 flammability rating	V-0		

MCZ SERIES
MCZ O 230VAC

Weidmüller Interface GmbH & Co. KG
 Klingenbergstraße 26
 D-32758 Detmold
 Germany
 Fon: +49 5231 14-0
 Fax: +49 5231 14-292083
 www.weidmueller.com

Technical data**Insulation coordination**

Rated voltage	300 V	Pollution severity	2
Surge voltage category	III	Clearance and creepage distances for control side - load side	≥ 5.5 mm
Dielectric strength for control side - load side	1 kV _{eff} / 1 s	Dielectric strength to mounting rail	4 kV _{eff} / 1 Min.
Impulse withstand voltage	6 kV (1.2/50 µs)	Protection degree	IP20

Further details of approvals / standards

Standards	DIN EN 50178, UL508	Certificate No. (CSA)	154685-1198742
Certificate No. (cURus)	E141197		

Connection data

Wire connection method	Tension-clamp connection	Stripping length, rated connection	8 mm
Clamping range, rated connection	1.5 mm ²	Clamping range, min.	0.5 mm ²
Clamping range, max.	1.5 mm ²	Wire connection cross section AWG, min.	AWG 26
Wire connection cross section AWG, max.	AWG 16	Wire cross-section, solid, min.	0.5 mm ²
Wire cross-section, solid, max.	1.5 mm ²	Wire connection cross-section, finely stranded, min.	0.5 mm ²
Wire connection cross section, finely stranded, max.	1.5 mm ²	Wire cross-section, finely stranded, min. (AWG)	AWG 26
Wire cross-section, finely stranded, max. (AWG)	AWG 16	Wire connection cross-section, finely stranded with wire-end ferrules DIN 46228/4, min.	0.5 mm ²
Wire connection cross-section, finely stranded with wire-end ferrules DIN 46228/4, max.	1.5 mm ²	Conductor cross-section, flexible, AEH (DIN 46228-1), min.	0.5 mm ²
Conductor cross-section, flexible, AEH (DIN 46228-1), max.	1.5 mm ²	Blade size	0.6 x 3.5 mm

Classifications

ETIM 6.0	EC001504	ETIM 7.0	EC001504
eClass 9.0	27-37-16-04	eClass 9.1	27-37-16-04
eClass 10.0	27-37-16-04	UNSPSC	30-21-18-01

Approvals

Approvals



ROHS Conform

Downloads

Approval/Certificate/Document of Conformity	EU Konformitätserklärung / EU Declaration of Conformity
Brochure/Catalogue	CAT 4.2 ELECTR 18/19 EN
Engineering Data	EPLAN, WSCAD
Engineering Data	STEP
User Documentation	Beipackzettel / Package Insert - multilingual

Creation date July 7, 2020 1:24:32 PM CEST

Catalogue status 26.06.2020 / We reserve the right to make technical changes.


Data sheet

**MCZ SERIES
MCZ O 230VAC**

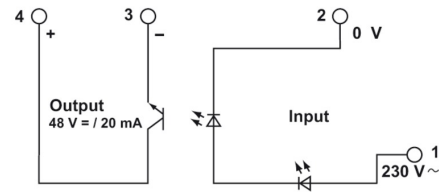
Weidmüller Interface GmbH & Co. KG
 Klingenbergstraße 26
 D-32758 Detmold
 Germany
 Fon: +49 5231 14-0
 Fax: +49 5231 14-292083
 www.weidmueller.com

Drawings

Wiring diagram



Similar to illustration



Schaltsymbol

Dimensional drawing

