



YASKAWA

MotoMINI

SMALL – LIGHTWEIGHT – FAST



The MotoMINI 6-axis robot was especially designed for handling and assembly of small work pieces. It reduces the size of your production line and helps to increase productivity.

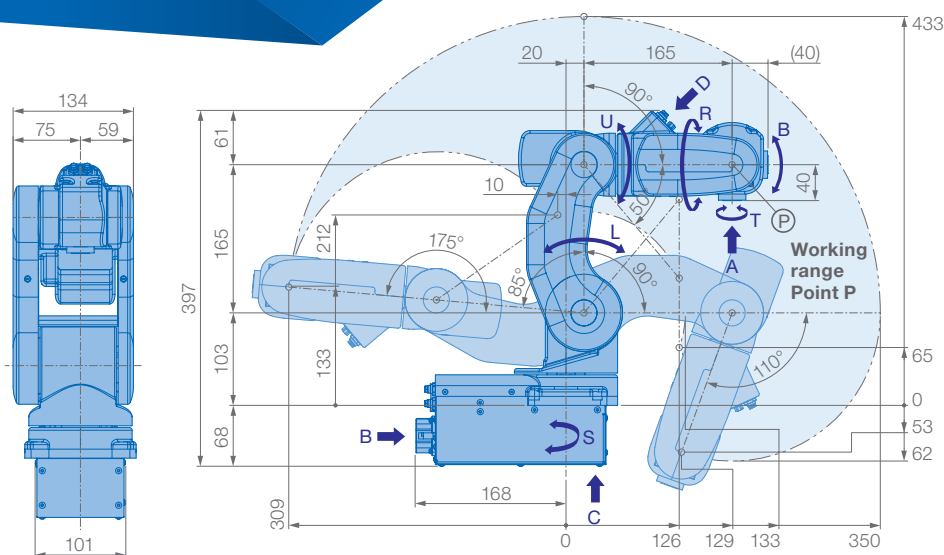
This light weight high-speed robot provides a payload of 500 g and a maximum reach of 350 mm. The high repeatability of 0.02 mm offers superior performance in small part handling and assembly. It is easy to change the location of MotoMINI according to the line's operating condition or the work piece being manufactured.

This robot is driven by the also small and compact MOTOMAN YRC1000micro controller, which is especially suited to operate small robots.

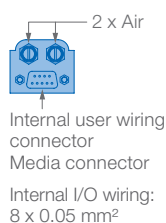
KEY BENEFITS

- Small and fast
- Lightweight and portable
- Superior performance in small part handling & assembly
- Minimum footprint
- Flexible positioning



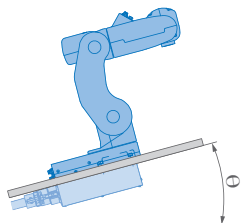


View D

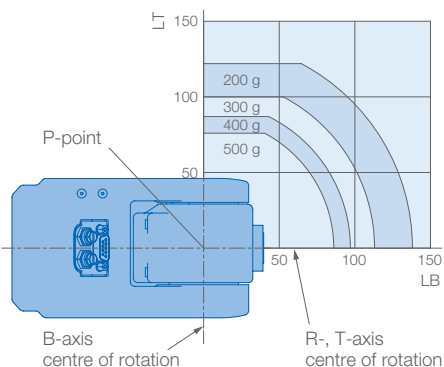


Prevent interaction of the robot with:

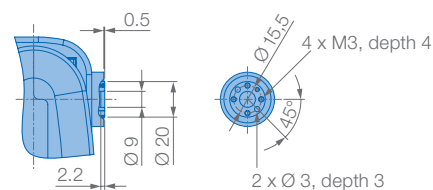
- Corrosive gasses, liquids or explosive gasses
- Exposure to water, oil or dust
- Excessive electrical noise (plasma)



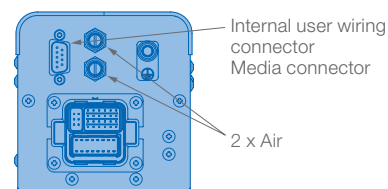
Allowable wrist load



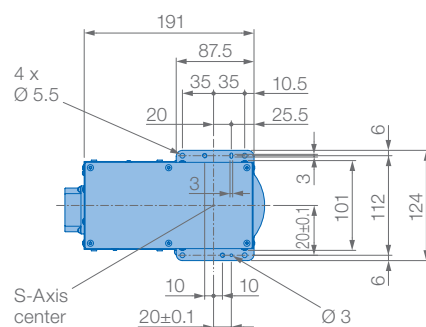
View A



View B



View C



Mounting options: Floor, ceiling, wall, tilt*

* tilt with condition of angle – see table below

| Robot installation angle Θ [deg.] | S-axis operating range [deg.] |
|--|--------------------------------------|
| $0 \leq \Theta \leq 30$ | ± 170 degrees or less (no limit) |
| $30 < \Theta \leq 40$ | ± 50 degrees or less |
| $40 < \Theta \leq 50$ | ± 40 degrees or less |
| $50 < \Theta$ | ± 30 degrees or less |

Specifications MotoMINI

| Axes | Maximum motion range [°] | Maximum speed [°/sec.] | Allowable moment [Nm] | Allowable moment of inertia [kg · m²] | Controlled axes | 6 |
|------|--------------------------|------------------------|-----------------------|---------------------------------------|-----------------------------|------------|
| S | ± 170 | 315 | – | – | Max. payload [kg] | 0.5 |
| L | $+90/-85$ | 315 | – | – | Repeatability [mm] | ± 0.02 |
| U | $+90/-50$ | 420 | – | – | Max. working range R [mm] | 350 |
| R | ± 140 | 600 | 0.43 | 0.00378 | Temperature [°C] | 0 to +40 |
| B | $+210/-30$ | 600 | 0.43 | 0.00378 | Humidity [%] | 20 – 80 |
| T | ± 360 | 600 | 0.38 | 0.00299 | Weight [kg] | 7 |
| | | | | | Power supply, average [KVA] | 0.5 |

YASKAWA Europe GmbH

Robotics Division
Yaskawastraße 1
85391 Allershausen
Germany

Tel. +49 (0) 8166 90-0
robotics@yaskawa.eu.com
www.yaskawa.eu.com